



**Your Hope Story<sup>®</sup>**



**LEADER'S GUIDE**





How YOUR Story can change  
THEIR Story...Forever

**LEADER'S GUIDE**

With  
Doug and Ron Hutchcraft

# Your Hope Story

## Your Hope Story Leader's Guide

© 2023 by Ron Hutchcraft Ministries, Inc.  
All rights reserved.

No part of this book may be reproduced in any form without permission in writing from the publisher, except in the case of brief quotations embodied in critical articles or reviews.

Unless otherwise noted, all Scripture quotations are taken from the Holy Bible, New International Version. Copyright © 1973, 1978, 1984 by International Bible Society. All rights reserved. Used by permission of Zondervan Publishing House.

Printed in the United States of America



**How Your Story Can Change Their Story . . . Forever**

## CONTENTS

- 1 - A Note from Ron and Doug
- 3 - Planning Your Group
- 7 - Facilitating a Your Hope Story Session
- 11 - Session One
- 12 - Session Two
- 13 - Sessions Three
- 14 - Session Four
- 15 - Session Five
- 16 - Session Six
- 18 - Pay It Forward
- 19 - Your Hope Story Success Coach



## Your Hope Story



### **A NOTE FROM DOUG AND RON HUTCHCRAFT**

Thank you, friend, for your willingness to facilitate a Your Hope Story® group.

This is a very special video series, designed to help equip believers everywhere learn the power of their own story – and how God can use their story to open lost hearts to the Gospel, and change eternities!

We are convinced that the last best tool we have to see the Gospel penetrate a lost heart, is through the power of a hope story. As we discuss in this series, nobody can argue with your story! Jesus changes lives.

Our challenge is most believers don't believe they have what it takes to share Jesus



## Your Hope Story

with others. Yet they are in the best position to reach the lost people in their world!

When it comes to sharing Jesus with others, we are convinced that participants in your group will move through the following progression as you work through this study:

***I should, but I can't...***

***I should, and maybe I could...***

***I can!***

***I will!***

We are praying for this level of heart change. We've seen it happen over and over.

As you and your group journey together, please know we are praying for you. Thank you so much for joining Jesus in His rescue mission: "To seek and to save the lost."

We are praying for you!

  
Ron Hutchcraft

  
Doug Hutchcraft



## PLANNING YOUR GROUP

While individuals are certainly encouraged to experience **Your Hope Story**, this content is ideally designed for a group setting.

**Your Hope Story** is effective for groups of all ages and sizes. At your church, in a home – wherever believers gather together.

### **SIGN-UP at YourHopeStory.com**

If you haven't already, be sure to SIGN-UP and create a FREE account at [YourHopeStory.com](http://YourHopeStory.com). This simple step will open up access to all Your Hope Story videos and content free of charge.

Also, along the way, encourage members of your group to do the same. They, too, can have access to re-watch any video content shown in the group setting, plus BONUS CONTENT exclusively available online.

**\*\* Note: All resources are available online at [yourhopestory.com](http://yourhopestory.com) and also by pointing a phone at each QR code throughout this guide. \*\***

### **SET A DATE and a PLACE for your GROUP**

As you plan, decide when and where your group will take place.

**Your Hope Story** group meetings are typically weekly. However, bi-weekly, or even monthly can work.





## PROMOTION

Let people know about the opportunity to participate in **Your Hope Story**. This might be a great time to invite others to join your existing group. Or, expand and consider ways to involve others in your church or Christian community.

Please check out the **PROMOTIONAL MATERIALS** on the Leaders tab of the **Your Hope Story Website**: [YourHopeStory.com/leaders](http://YourHopeStory.com/leaders).



There you will find tools to create flyers, social media graphics, and more. Spread the word, and build your group. Let people know about **Your Hope Story**, and how they can get involved.


**PROMO VIDEO:** Please download and share the promo video – in a church setting, on your church’s website, social media, or more. This is a great tool to get people excited.



**PRINT OR ORDER STUDY GUIDES** Every participant will need a copy of the 88 page **Your Hope Story STUDY GUIDE**, to fully participate in this series.

Each study guide contains the following for all six sessions:

- Study Guide Notes



## Your Hope Story

- Discussion questions
- Action Lab assignments
- Going Deeper additional content
- Plus...space for a “Rescue Journal,” and more.

There are two ways to secure copies of the STUDY GUIDE:

1. **FREE Download** – the PDF of the 88 page STUDY GUIDE is available at [YourHopeStory.com/session-videos/study-guide](http://YourHopeStory.com/session-videos/study-guide).

You have full permission to print and make your own copies.

2. **PURCHASE FROM RHM** – this bound Study Guide book with color cover saves you the hassle of printing.

Cost:

ORDER 1 to 9:       \$8.00 each

ORDER 10 to 19:   \$5.00 each

ORDER 20 or more: \$4.00 each  
(Shipping is free)

To order, follow the links at:

[YourHopeStory.com/session-videos/study-guide](http://YourHopeStory.com/session-videos/study-guide)

Or call: 877-741-1200



## Your Hope Story

**SECURE EQUIPMENT** for showing Your Hope Story VIDEO.

Verify beforehand that all equipment is working properly. There are two ways to show Your Hope Story:

**VIA COMPUTER:** Be sure to download each session onto a laptop ahead of time, and play directly from a computer. All sessions are available at YourHopeStory.com.

**DVD:** DVDs can be PURCHASED through the RHM store linked at Your Hope Story.com.



**Your Hope Story® Store**

<https://yourhopestory.com/store>



## Facilitating A Your Hope Story Session

Here is the outline of a typical Your Hope Story session, along with some strategic tips for your success:

### WELCOME

Be sure to create an environment where participants feel welcomed and safe. Food or coffee are often a good idea. Help facilitate fun, meaningful conversations.

**TIP:** *Take extra time if necessary to make sure everyone learns the names of others in the group.*

### PLAY VIDEO

The video session is approximately 17 minutes in length.

**TIP:** *All group participants should have the study guide, and a pen. Encourage participants to fill in the blanks, and use the additional space to write other notes or insights.*

### DISCUSSION

Encourage everyone to turn to the DISCUSSION QUESTIONS in the STUDY GUIDE. Help facilitate and lead a conversation based on these questions.

**TIP:** *INCLUDE EVERYONE. Be sure everyone is included in the discussion. One way to ease non-talkers into the*



*group conversation is to ask them to read the discussion questions.*

**TIP:** *LISTEN.* Listen to how the discussion is going, not only to know when to ask the next question, but also to know when someone might be a little confused or want to ask a question.

**TIP:** *As the facilitator, you can change directions in the session and respond to an immediate concern. Your primary role is to encourage and help every person in the group to participate.*

### **ACTION LAB**

All sessions wrap up with some combination of REVIEW of the Action Lab from last session, or a new ACTION LAB assignment for next session.

See “NOTES ON INDIVIDUAL SESSIONS” on the coming pages for more specifics on the Action Lab for each session.

**TIP:** *Every participant should be encouraged to do the ACTION LAB assignments from each session. Every participant should also be encouraged to pray for the other members of the group, focusing on the areas being discussed in the rescue sessions.*

### **PRAY TOGETHER**

The concluding prayer times can be a highly significant part of this journey. Please prioritize. Take your time.



**TIP:** Consider having a few people pray, with one assigned person to close. Encourage this to be a heartfelt, meaningful time of prayer, commissioning what we learned to the Lord.

### GOING DEEPER

As you wrap-up the session, review next steps:

1. Complete the ACTION LAB assignments for the next visit.

2. Check out GOING DEEPER. Each session has additional video content available, including “full-length” hope stories, and in some cases, additional bonus video content – all referenced in the STUDY GUIDE. Also, encourage folks to follow the @YourHopeStory social media links provided.

NOTE: See the coming pages for greater detail on how to wrap-up each individual session.

### 3 ACTION STEPS FOR YOU, the LEADER, in between sessions

1. PRAY – Make it one of your goals during this study to pray for the members of your group by name every day. Focus your prayer on their experience of the “Action Labs” and the content of the rescue sessions.



## Your Hope Story

2. **FACILITATE** communication – Consider launching a “group chat,” via text, What’s App, or even email. An ongoing electronic conversation throughout the week can be a great way for a group to keep in touch, motivate, and encourage each other. Plus, your group will be extra encouraged to attend the next group gathering.

3. **DO THE ACTION LAB** – Don’t miss out on participating yourself in the Action Lab assignments. Leading by example is key.

### **NOTES ON INDIVIDUAL SESSIONS**

The following pages provide important details unique to individual sessions. Look these over **AHEAD OF EACH SESSION**, to better prepare.



## Session One

### **SET THE TONE for the ACTION LAB.**

Your enthusiasm here will help folks realize that the additional effort in between sessions will be very worth it.

Look over Session One ACTION LAB on page 11 of the Study Guide, and help your group recognize what is being asked to prepare for the next session.

### **SHARE BONUS VIDEO CONTENT**

We have provided additional video content, that if there is time, consider showing to the group.

Play a sample of one of the full-length Hope Stories if there is time, such as Emma Mae, or Luciano. Full-Length Hope Stories are available for download at: <https://yourhopestory.com/session-videos/hope-stories>.



### ***Play, bonus video, called:***

“That Day, My Situation Was My Assignment.”

### **HIGHLIGHT** “Going Deeper” opportunities.

Encourage your group to check these videos out on their own time before you meet again.

**CONNECT** – Introduce ways to connect throughout the week – @YourHopeStory social media, as well as your own private group chat or email.





## Session Two

### **ALLOW TIME FOR ACTION LAB REVIEW**

After a healthy conversation about the content of Session Two, please allow time for ACTION LAB REVIEW. Review “My Most Important Assignment.”

### **INTRODUCE NEW ACTION LAB ASSIGNMENT**

Introduce: New Action Lab for Session Two. This features the “3-Open Prayer” worksheet on page 22 of the STUDY GUIDE. Encourage full participation, and let them know you’ll review it the next time you meet.

**SHARE BONUS VIDEO:** One Hope Story not included in the Session Two content is Den. Den has a great story to share. Play Den’s Story if you have time.



**MORE GOING DEEPER:** Encourage folks to check out Going Deeper full-length Hope Stories, social media links, and more.



## Session Three

### **ALLOW TIME FOR ACTION LAB REVIEW**

Allow time for the “Action Lab Review” from Session Two, going over the 3-Open Prayer worksheet.

### **NEW ACTION LAB ASSIGNMENT**


This week, we encourage folks to BEGIN to write out their own Hope Story, “The Story Only I Can Tell.” Space for this is provided on page 32 of the STUDY GUIDE. As time allows, try to get some feedback with the discussion questions.

Be sure they take time to COMPLETE THIS ACTION LAB assignment before next visit.

### **ENCOURAGE THE RESCUE JOURNAL**

Continue to encourage writing in the RESCUE JOURNAL. This becomes even more critical in the final sessions.

**SHARE BONUS VIDEO:** One Hope Story not included in the Session Three content is Blake. Blake shares his story as an intellectual, and how Jesus is for academia. If time, share Blake’s story.



Another great bonus video is the full-length version of “If It Weren’t For Jesus.”

**MORE GOING DEEPER:** Encourage folks to check out Going Deeper full-length Hope Stories, social media links, and more.



## Session Four

### **ACTION LAB REVIEW**

Allow time to review “The Story Only I Can Tell.” Invite people to SHARE their Hope Story with the group.

Don’t rush this at the very end. This is a very key part of the journey. Facilitate a warm and inviting opportunity for many in the group to share their stories.

### **COMMISSIONING PRAYER TIME**

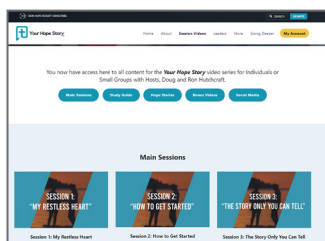
As instructed in the Study Guide, have a special time of commissioning of these Hope Stories. Ask everyone to hold them up, and facilitate a time of prayer. The idea is that everyone would pray outloud, simultaneously inviting God to use their story to reach many lost hearts to build His Kingdom.

### **ACTION LAB**

Now we are asking folks to share their Hope Story with others. Really encourage folks to take on this exciting challenge.

### **MORE GOING DEEPER:**

Encourage folks to check out Going Deeper full-length Hope Stories, social media links, and more.



## Session Five

### **ACTION LAB REVIEW**

Allow time for a conversation about the experience of sharing your Hope Story with someone else.

### **ACTION LAB**

Walk through Session Five Action Lab on Page 51. Help folks own these important steps to grasping “His Story / The Gospel.” Includes memorizing, writing out His Story, practice sharing, and more.

**SHARE BONUS VIDEO:** One Hope Story not included in the Session Five content is Xiaokuai (Cindy). Xiaokuai has a great story to share. Play Xiaokuai’s Story in English if you have time.

Also, Ron and Doug have three Bonus videos to go with this session. If time, watch together. Otherwise, encourage folks to check out on their own at [YourHopeStory.com](http://YourHopeStory.com).



**MORE GOING DEEPER:** Encourage folks to check out Going Deeper full-length Hope Stories, bonus video content, social media links, and more.



## Session Six

### **ACTION LAB REVIEW**

Be sure to review Session Five Action Lab.

### **PRACTICE SHARING THE GOSPEL**

This is one of the most important steps of the entire journey. As outlined on page 60 and 61 of the Your Hope Story STUDY GUIDE, take time to have folks practice sharing His Story / The Gospel.

Ideally, break your group into triplets. The person sharing, the lost person listening, and the observer. Consider the following:

Allow the sharer approximately four minutes to share with the listener. The listener is allowed to ask some mild questions for clarification. Then, have the observer weigh in with thoughts on the conversation

**Then: ROTATE.** Repeat this two more times as needed, so everyone has a chance to play each role.

You will find this a stretching, but very rewarding experience. This doesn't have to be perfect, but will give people a great opportunity, in a friendly environment, to practice sharing the Gospel with others.

### **LIFE-SAVING CARD**

Prepare ahead of time, so every person can receive and fill out a Life-Saving Card.



## Your Hope Story

Life-Saving Cards are available for FREE to download at <https://yourhopestory.com/store>. OR, you can purchase from RHM.

Help folks know the importance of committing to reaching one lost friend or family member for Jesus.

### FINAL ACTION LAB

This is the final session, so the Action Lab from here is simply a lifestyle of sharing Jesus with others.

Please look over the four action steps on page 62 of the STUDY GUIDE, and help reinforce these important opportunities.

**SPREAD THE WORD:** Please be sure to spread the word about Your Hope Story. Please tell other groups within your church, or in your community, about this unique video series.

**FINAL GOING DEEPER:** Don't miss Hal's special Hope Story (Hal is in his 90s, and still shares Jesus with others!). Plus, a final Bonus Content video, "Breaking through the Blindness."

Encourage folks to take time to watch some or all of the 27 Full-Length Hope Stories.

Plus, Luciano in Spanish, and Xiaokuai in Mandarin!



## Pay It Forward

You will note that Your Hope Story was provided to you at no cost.

Generous friends of RHM helped invest and give so you could have this experience without having to charge for this video series.

At the same time, we are inviting friends like you to help “pay it forward.” There are others who need to benefit from Your Hope Story like you have, as we seek to mobilize more of God’s people to join in the rescue.

See page 77 of the STUDY GUIDE for more info, or visit:

<https://yourhopestory.com/donate>



## Your Hope Story Success Coach

Have questions? Need some help?

***We're here for you!***

If you have any questions about how to make your journey with *Your Hope Story* even better, please don't hesitate to reach out.

OR, you may simply want to contact us, and share a story about how God is using *Your Hope Story* with you and your group! We'd love to hear from you.

Thank you so much for joining us in this exciting journey.

We are praying for you!





# Your Hope Story



## Your Hope Story



“Now it is required that those  
who have been given a trust  
must prove faithful.”

1 Corinthians 4:2





**Your Hope Story<sup>®</sup>**

**YOURHOPESTORY.COM**



**HUTCHCRAFT.COM**

Copyright©2023 Ron Hutchcraft Ministries